

Stargate External Brandbook

category:	no.:	page:
Logo on Dark	I.01	04
Logo on Light	I.02	05
Logo Construction	I.03	06
Clear Space	I.04	07
Minimum Logo Size	I.05	08
Incorrect Logo Usage	I.06	09

Logo



- 04
- 05
- 06
- 07
- 08
- 09
- I.01 Logo On Dark
- I.02 Logo On Light
- I.03 Logo Construction
- I.04 Clear Space
- I.05 Minimum Logo Size
- I.06 Incorrect Logo Usage

I.01 Logo on Dark

① About this page

This page presents a complete set of Stargate graphic marks optimized for use on dark backgrounds. It includes the primary logo, symbol (icon) and token representation. Each element is adapted to ensure maximum visibility, contrast, and brand consistency in dark-themed applications.



A | **Logo** This is the primary logo and the most recognizable representation of the brand.



B | **Logomark** This is the standalone mark used in icons, avatars, and compact layouts.



C | **Token** This is the asset icon used in wallets, exchanges, and other dApps.

I.02 Logo on Light

① About this page

This page presents a complete set of Stargate graphic marks optimized for use on light backgrounds. It includes the primary logo, symbol (icon) and token representation. Each element is adapted to ensure maximum visibility, contrast, and brand consistency in light-themed applications.



A | **Logo**

This is the primary logo and the most recognizable representation of the brand.



B | **Logomark**

This is the standalone mark used in icons, avatars, and compact layouts.



C | **Token**

This is the asset icon used in wallets, exchanges, and other dApps.

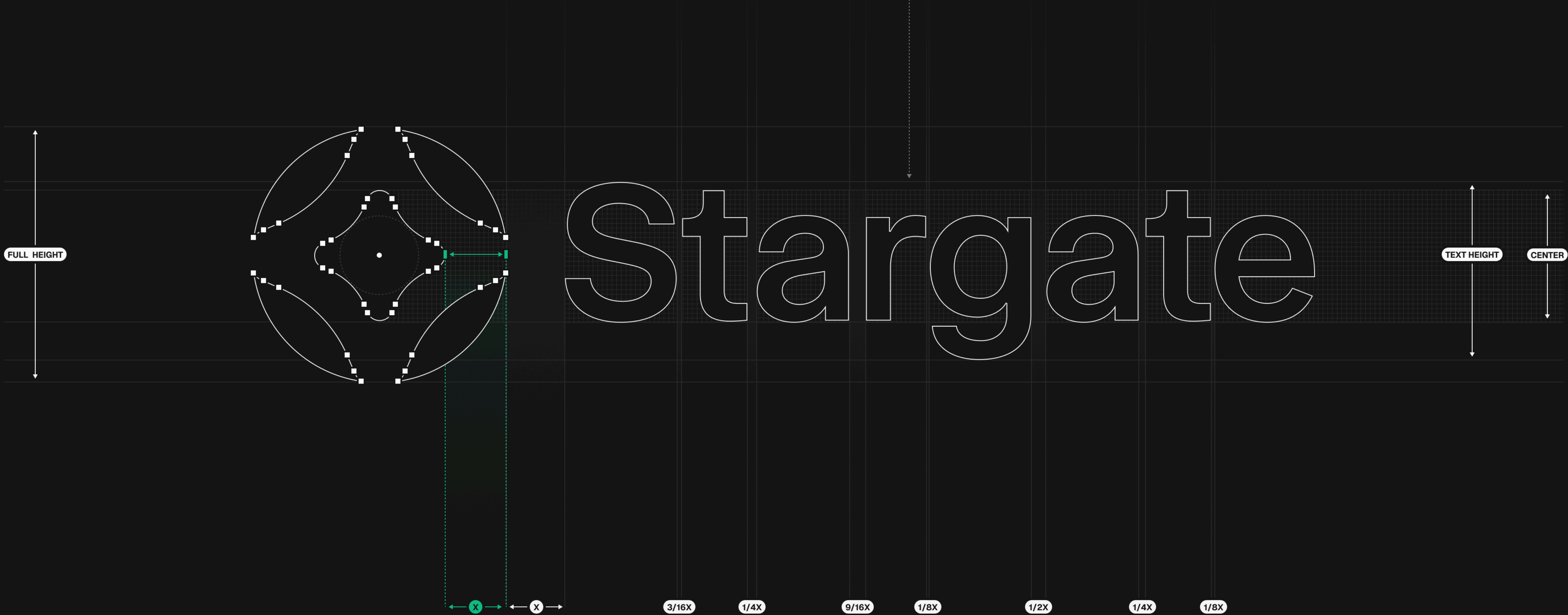
I.03 Logo Construction

T Font name

- SelectaTTF-Medium by Maxitype

About this page

The page presents the construction of the main Stargate logo, the logic applied in determining the spacing within the logo, and information about the font used.



I.04 Clear Space

① About this page

This page defines the clear space for the logo and symbol, specifying the minimum area that must be kept free around the mark to ensure its readability and proper visibility in all applications.

A | Logo



B | Logomark




The clear space value is defined by the "star" element from the center of the symbol. Placed precisely at each corner of the mark's bounding area, it determines the required clear space around the logo.

I.05 Minimum Logo Size


① About this page

The page presents the guidelines for using graphic marks at their minimum sizes, with each mark having specific requirements. Minimum size must not be reduced.


A | Logomark



B | Token



C | Logo



size:

Height: 24px

Height: 20px


Height: 16px

Height: 12px


I.06 Incorrect Logo Usage

① About this page

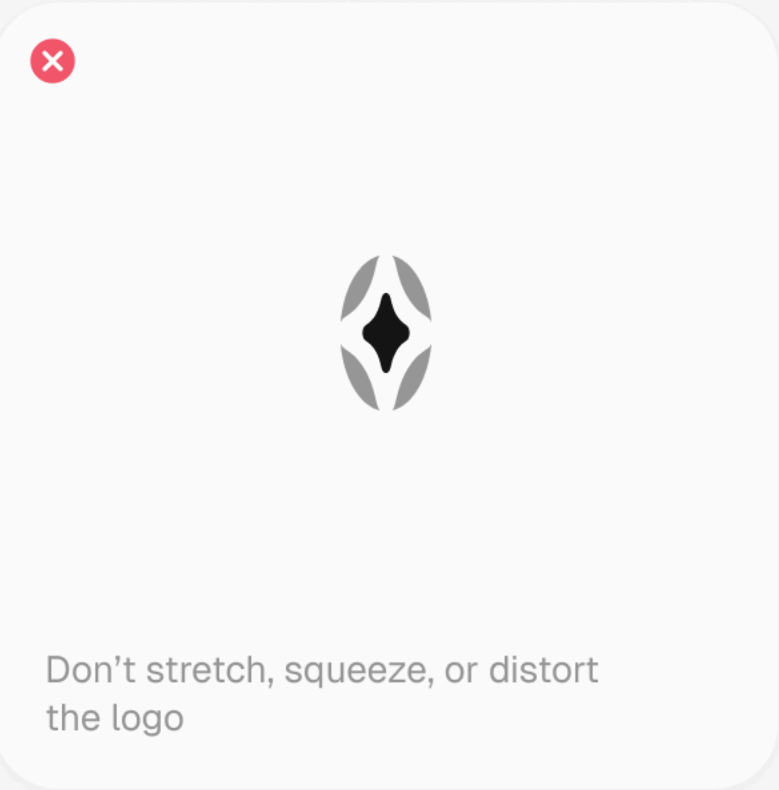
This page presents prohibited uses of the logo that compromise its integrity and visual consistency. Avoid altering its shape, color, proportions, or placing it on inappropriate backgrounds.




Don't reposition the logo elements.




Don't use a different font.



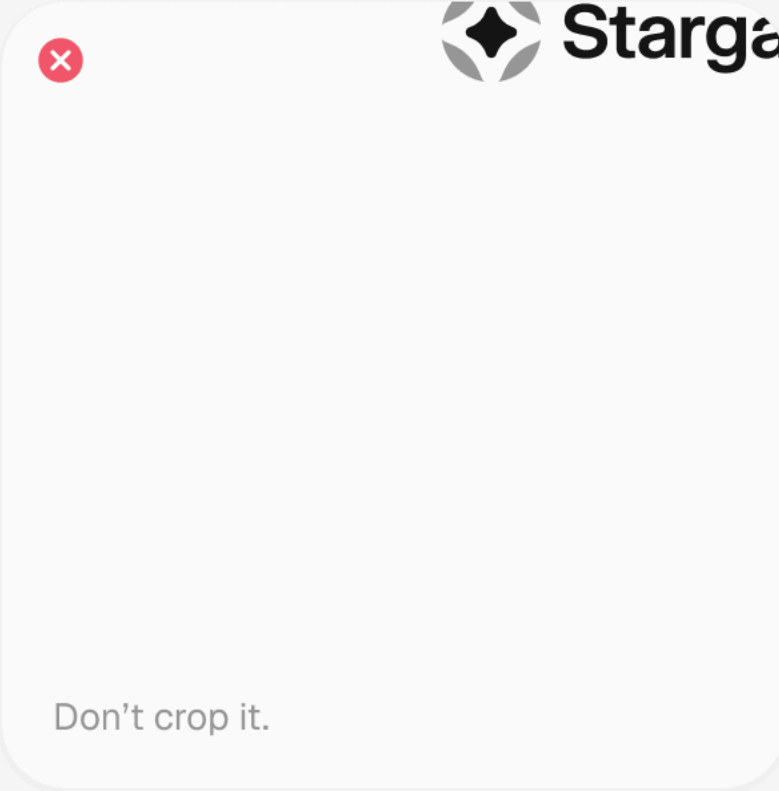
Don't stretch, squeeze, or distort the logo



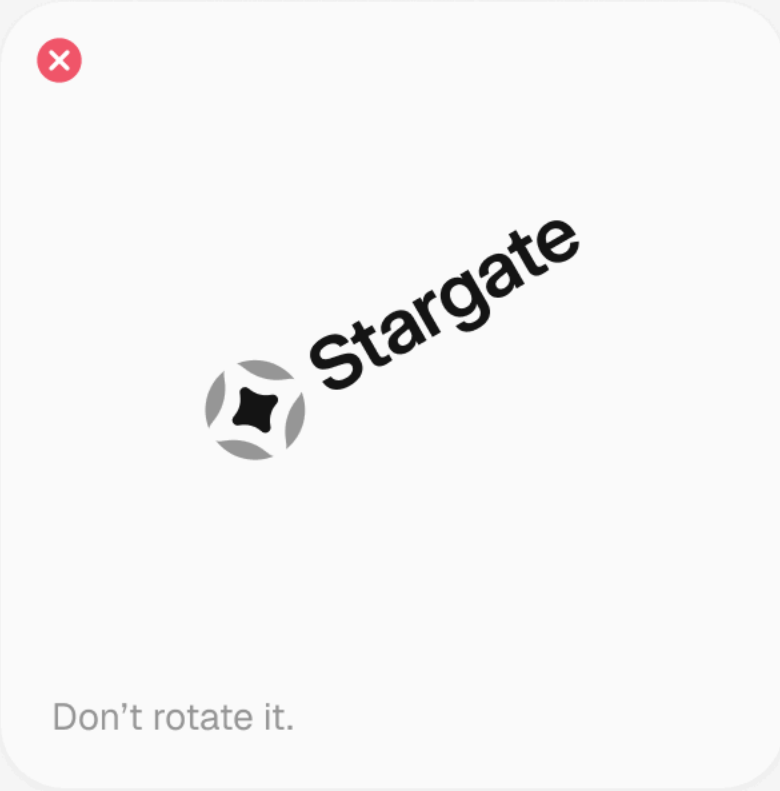
Respect the logo's clear space.




Don't place the logo too close to the edge




Don't crop it.



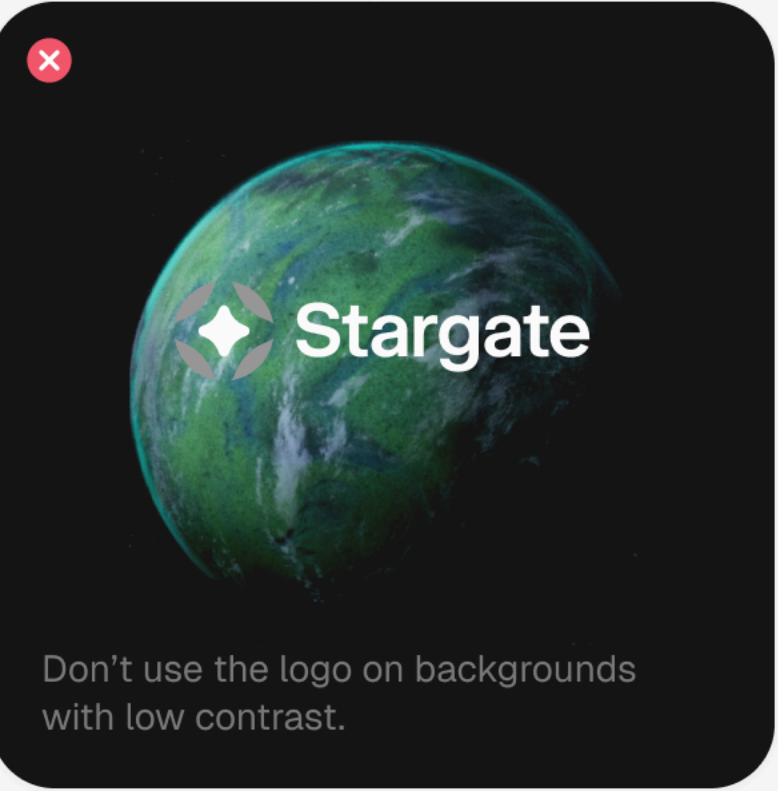
Don't rotate it.



Don't manipulate the logo by deleting parts of it.



Don't change colors.




Don't use the logo on backgrounds with low contrast.

09

| | Logo

06 | Detailed Transfer Types

stargate.finance Stargate, the Global Liquidity Layer. | ©2025



Stargate, the Global Liquidity Layer.

Download media kit on: docs.stargate.finance/docs/media-kit